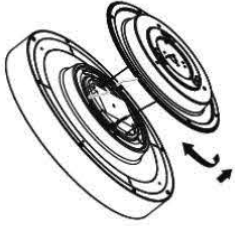

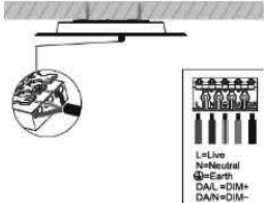
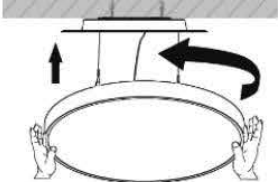




BEFORE STARTING INSTALLATION TURN OFF THE POWER SUPPLY			
The luminaire must be installed at a distance greater than 0.5m from any surface			
1- Remove the fixing bracket 	2 - Fix the base on its support with the screws provided with the bag. 	3 - Make the connection electrical To connect the device, use an electrical cable for power supply compliant with 60245 IEC/EN50525. 	4 - Reassemble the light fixture on the hook 
Maintenance and end of life			

 <p>This symbol indicates that this product must not be disposed of with normal household waste according to European legislation 2012/19/EU. To limit the risks to the environment and health caused by the uncontrolled discharge of waste and to promote the reuse of these materials, products must be recycled. To do this, use the collection networks in your region or contact your retailer.</p>	
<p><u>Fixture maintenance:</u></p> <ol style="list-style-type: none"> 1) Cut off the power supply 2) With a dry antistatic cloth, dust the diffuser and the casing without opening the product. <i>This can guarantee better yield and reduce the consumption of the luminaire.</i> 	<p><u>End of life:</u></p> <ol style="list-style-type: none"> 1) Turn off the power supply. 2) Remove the luminaire(s) from its mounting support 3) Contact your town hall to locate collection centers
<p>The LED modules fitted to the product are not replaceable. In the event of failure, the product must be replaced; the Manufacturer reserves the right to accept the replacement.</p>	
<p>This product must be installed by a qualified person. Ensure product compatibility depending on its environment. The installation of the device must be done according to the rules of the art. We decline all liability and we reserve the right to cancel the luminaire warranty in the event of non-compliant installation, not respecting the recommendations, or modifying the characteristics of the device. Keep this document for future use.</p>	
8 RUE JOHANNES BRAHMS 63200 RIOM FRANCE	This product contains an energy efficiency class light source 

V042021

Environmental Protection (W.E.E.E.) – Aurora's WEEE Reg.No. WEE/BG0130YX (UK Only)

 Waste Electrical & Electronic Equipment Regulations (WEEE) requires that any of our products showing this marking (left) must not be disposed of with other household or commercial waste. Aurora does not levy any WEEE disposal charges to its customers for affected WEEE related products. To prevent possible harm to the environment or human health from uncontrolled waste disposal, please separate any such product from other waste types and recycle it responsibly at your local facilities. Check with your Local Authority, Recycling Centre or retailer for recycling advice. If, when you purchased any Aurora product, your supplier included a WEEE disposal fee, you should then contact your supplier for advice on his take back of the product for the correct disposal.

GUARANTEE

This product is guaranteed for a period of 5 years from the date of purchase. The guarantee is invalid in the case of improper use, installation, tampering, and removal of the Q.C. date label, installation in an improper working environment or installation not according to the current edition of the National Wiring Regulations. Should this product fail during the guarantee period it will be replaced free of charge, subject to correct installation and return of the faulty unit. Aurora does not accept responsibility for any installation costs associated with the replacement of this product. This warranty is in addition to the statutory rights in your country of purchase. Aurora reserves the right to alter specifications without prior notice.

300344