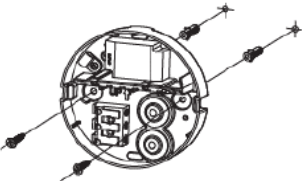
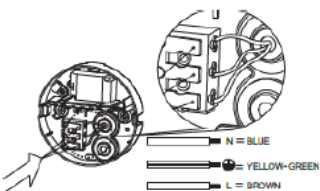
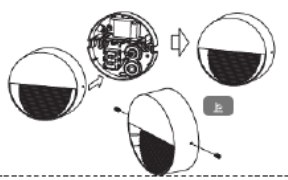





**BEFORE STARTING CONNECTIONS TURN OFF THE POWER SUPPLY**

<p>1- Remove the light fixture from the base 2- To attach the base, drill two holes in the locations provided.</p> 	<p>3- Pass the power cable through the cable gland and make the connections. For the electrical connection, use a power cable conforming to 60227IEC 52/ EN50525 or 60245 IEC/EN50525.</p> 	<p>4 - Clip the light onto the bracket and screw with the 2 screws</p> 	<p>5 - Check that the luminaire is maintained correctly</p> 
--	--	---	---

<p><b>Fixture maintenance:</b></p> <ol style="list-style-type: none"> <li>1) Cut off the power supply</li> <li>2) With a dry antistatic cloth, dust the diffuser and the casing without open the product. This can guarantee better yield and reduce the consumption of the luminaire.</li> </ol>	<p><b>End of life:</b></p> <ol style="list-style-type: none"> <li>1) Turn off the power supply.</li> <li>2) Remove the luminaire(s) from its mounting support</li> <li>3) Contact your town hall to locate collection centers</li> </ol>
<p>The LED modules fitted to the product are not replaceable. In the event of failure, the product must be replaced; the Manufacturer reserves the right to accept the replacement.</p>	
<p>This product must be installed by a qualified person. Ensure product compatibility depending on its environment. The installation of the device must be done according to the rules of the art. We disclaim all liability and reserve the right to void the warranty. luminaire in the event of non-compliant installation, not respecting the recommendations, or modifying the characteristics of the device. Keep this document for any future utility.</p>	
 <p>This product contains a light source energy efficiency class <b>A ↑ D</b></p>	

**Environmental Protection (W.E.E.E.) – Aurora’s WEEE Reg.No. WEE/BG0130YX (UK Only)**

 Waste Electrical & Electronic Equipment Regulations (WEEE) requires that any of our products showing this marking (left) must not be disposed of with other household or commercial waste. Aurora does not levy any WEEE disposal charges to its customers for affected WEEE related products. To prevent possible harm to the environment or human health from uncontrolled waste disposal, please separate any such product from other waste types and recycle it responsibly at your local facilities. Check with your Local Authority, Recycling Centre or retailer for recycling advice. If, when you purchased any Aurora product, your supplier included a WEEE disposal fee, you should then contact your supplier for advice on his take back of the product for the correct disposal.

**GUARANTEE**

This product is guaranteed for a period of 5 years from the date of purchase. The guarantee is invalid in the case of improper use, installation, tampering, and removal of the Q.C. date label, installation in an improper working environment or installation not according to the current edition of the National Wiring Regulations. Should this product fail during the guarantee period it will be replaced free of charge, subject to correct installation and return of the faulty unit. Aurora does not accept responsibility for any installation costs associated with the replacement of this product. This warranty is in addition to the statutory rights in your country of purchase. Aurora reserves the right to alter specifications without prior notice.

## 301814, 301815, 301816, 301817, 301818, 301819