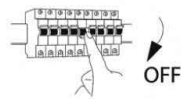
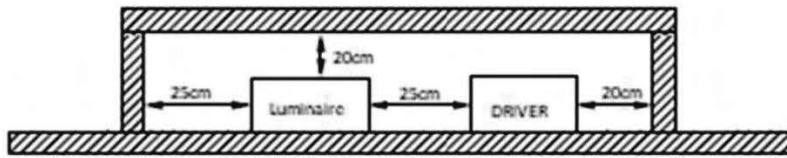


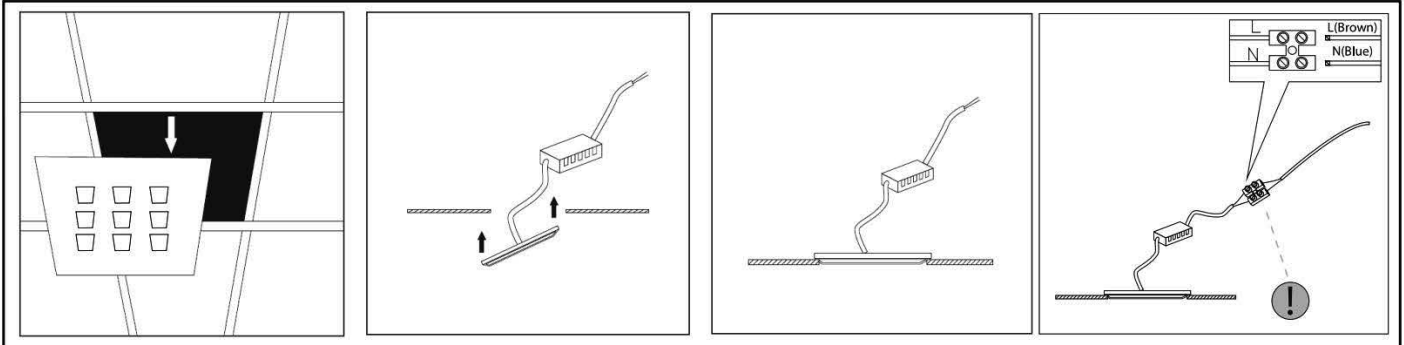
BEFORE STARTING INSTALLATION
TURN OFF THE POWER SUPPLY



DISTANCE BETWEEN LIGHTING LIGHT AND THERMAL INSULATION




FACILITY



MAINTENANCE

Interchangeable LED Module (302469)
to unclip without tools



SAFETY NOTICE

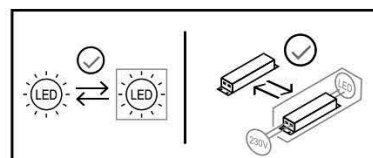
- Read the instructions carefully before use and keep these instructions for as long as you use the device.
- Assembly and maintenance are reserved for qualified people who can work on products that must be manually connected to 230V current.
- Before any assembly action, cut off the power supply.
- The flexible exterior cable of this luminaire cannot be replaced; If the cable is damaged, the luminaire must be destroyed.
- Caution, risk of electric shock when opening the product.
- This luminaire has a remote power supply, simply connect the luminaire to a 220-230VAC electrical inlet to operate it.
- The remote aspect of the power supply has an impact on the design of the luminaire and its installation and use. For example, a luminaire with a remote power supply is smaller and lighter to be installed in narrow or difficult to access places.
- Do not put any coating such as paint on the fixture.
- If an abnormality occurs, turn off the power immediately and contact the dealer
- Do not unplug the power cable from the luminaire side when the power supply is on.
- The terminal block is not included; installation may require advice from a qualified person.
- Luminaire designed for direct installation on normally flammable surfaces.
- Do not look at the luminaire during normal use for more than 10 seconds; this can be dangerous for the eyes.
- The luminaire should be positioned in such a way that prolonged looking at the luminaire at a distance of less than 0.20 m is not possible.
- This product meets all the essential requirements of each of the directives that apply to it.
- At the end of its life, this product must be collected separately and must not be mixed with other household waste to respect the health and safety of people and to conserve natural resources.

MAINTENANCE AND END OF LIFE



This symbol indicates that this product should not be disposed of with waste classic household appliances according to European legislation 2012/19/EU.

To limit the risks to the environment and health caused by the uncontrolled discharge of waste and to promote the reuse of these materials, products must be recycled. To do this, use the collection networks in your region or contact your retailer.





This product contains a light source of energy efficiency class:



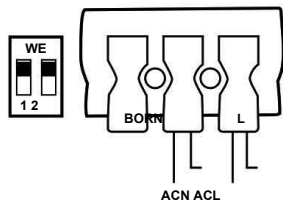
302444

● WIRING AND POWER SELECTION

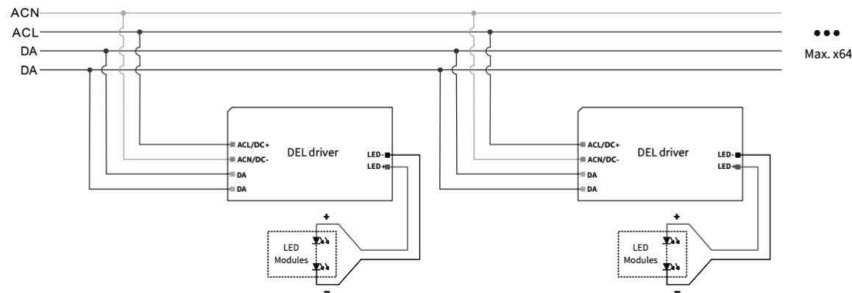
| POWER ON/OFF SELECTION | | Position Button  | |
|------------------------|--------------------------|---|-----|
| Power | Fluent Selectable | 1 | 2 |
| 18W | 500mA | --- | --- |
| 22W | 600mA | WE | --- |
| 26W | 700mA | --- | WE |
| 30W | 800mA Default setting | WE | WE |

| DALI 2 POWER SELECTION | | Position Button  | | | |
|------------------------|--------------------------|---|-----|-----|-----|
| Power | Fluent Selectable | 1 | 2 | 3 | 4 |
| 18W | 500mA | --- | WE | WE | --- |
| 22W | 600mA | --- | --- | WE | --- |
| 26W | 700mA | --- | WE | --- | --- |
| 30W | 800mA Default setting | --- | --- | --- | --- |

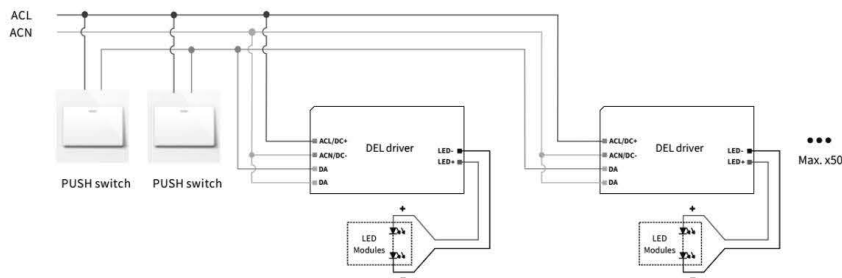
ON/OFF WIRING



DALI WIRING



DALI PUSH WIRING



Environmental Protection (W.E.E.E.) – Aurora's WEEE Reg.No. WEE/BG0130YX (UK Only)

 Waste Electrical & Electronic Equipment Regulations (WEEE) requires that any of our products showing this marking (left) must not be disposed of with other household or commercial waste. Aurora does not levy any WEEE disposal charges to its customers for affected WEEE related products. To prevent possible harm to the environment or human health from uncontrolled waste disposal, please separate any such product from other waste types and recycle it responsibly at your local facilities. Check with your Local Authority, Recycling Centre or retailer for recycling advice. If, when you purchased any Aurora product, your supplier included a WEEE disposal fee, you should then contact your supplier for advice on his take back of the product for the correct disposal.

GUARANTEE

This product is guaranteed for a period of 5 years from the date of purchase. The guarantee is invalid in the case of improper use, installation, tampering, and removal of the Q.C. date label, installation in an improper working environment or installation not according to the current edition of the National Wiring Regulations. Should this product fall during the guarantee period it will be replaced free of charge, subject to correct installation and return of the faulty unit. Aurora does not accept responsibility for any installation costs associated with the replacement of this product. This warranty is in addition to the statutory rights in your country of purchase. Aurora reserves the right to alter specifications without prior notice.

302444