

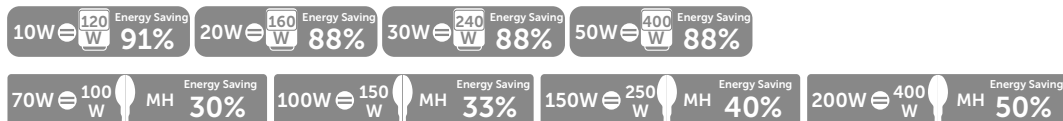


# Skylineslim+

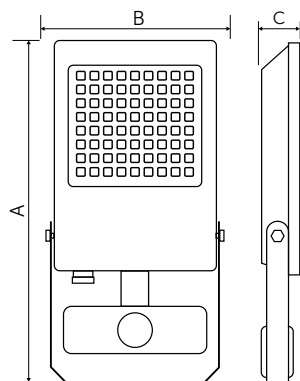
## LED Floodlight

The Skyline Slim+ LED Floodlight is suitable for a wide range of applications. Available in a vast range of wattages, this low energy floodlight is ideal for any lighting project, big or small.

- 10/20/30/50W Genuine replacement for Halogen Floodlights
- 70/100/150/200W Genuine replacement for Metal Halide Floodlights
- Marine Grade Aluminium body
- Fully encapsulated IP65 TUV certified driver
- PIR Over-ride function
- Average 8M detection range for PIR Floods
- Separately tested IP65 PIR



**LMR80:** Maximum 20% of lumen depreciation over rated hours.  
**B10:** Maximum 10% of fittings failure rate over rated hours



Without PIR Symmetric

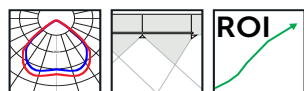
	10W	20W	30W	50W	70W	100W	150W	200W
A	134mm	142mm	158mm	200mm	259mm	318mm	357mm	410mm
B	112mm	120mm	136mm	172mm	229mm	276mm	300mm	355mm
C	31mm	33mm	34mm	44mm	48mm	60mm	60mm	60mm

Asymmetric Without PIR

	100W	150W	200W
A	315mm	351mm	408mm
B	277mm	302mm	352mm
C	60mm	60mm	60mm

With PIR Symmetric

	10W	20W	30W	50W	70W
A	176mm	185mm	200mm	239mm	300mm
B	112mm	120mm	137mm	172mm	229mm
C	68mm	68mm	72mm	72mm	72mm



technical@bellighting.co.uk  
 sales@bellighting.co.uk

## LED Floodlight

### Technical Specification

Construction	Die Cast LM6 Marine Grade Aluminium body, Stainless Steel screws and fixings
Driver	BELL
LED Chip	Phillips
IP Rating	IP65
Operating Temp	-20°C to +25°C Outdoor use only
Input Voltage	240V
Power Factor	> 0.9
CRI	80 - Exceeds EU standard of Ra 70 for Colour Rendering Index
LMR	80 - Exceeds EU standard of 70 for Lumens Maintenance Ratio
Windage	10W Non PIR 0.009M <sup>2</sup> / 10W PIR 0.009M <sup>2</sup> / 20W Non PIR 0.010M <sup>2</sup> / 20W PIR 0.010M <sup>2</sup> 30W Non PIR 0.014M <sup>2</sup> / 30W PIR 0.014M <sup>2</sup> / 50W Non PIR 0.022M <sup>2</sup> / 50W PIR 0.022M <sup>2</sup> 70W Non PIR 0.043M <sup>2</sup> / 70W PIR 0.043M <sup>2</sup> / 100W Non PIR 0/062M <sup>2</sup> / 150W Non PIR 0.080M <sup>2</sup> / 200W Non PIR 0.112M <sup>2</sup>  100W Asymmetric 0.062M <sup>2</sup> / 150W Asymmetric 0.080M <sup>2</sup> / 200W Asymmetric 0.112M <sup>2</sup>
Weight	10W Non PIR 3.1Kg / 10W PIR 3.25Kg / 20W Non PIR 4.4Kg / 20W PIR 3.6Kg / 30W Non PIR 5.3Kg / 30W PIR 5.8Kg / 50W Non PIR 8.7Kg / 50W PIR 9.2Kg / 70W Non PIR 13.4Kg 100W Non PIR 15.3Kg / 150W Non PIR 17.2Kg / 200W Non PIR 18.7Kg  100W Asymmetric 15.3Kg / 150W Asymmetric 17.2Kg / 200W Asymmetric 18.7Kg

<sup>1</sup> Exceeds EU standard of 70 for Lumens Maintenance Ratio

<sup>2</sup> Exceeds EU standard of RA 70 for Colour Rendering Index

<sup>3</sup> Subject to terms & conditions (Contact Customer Service)



# Skylineslim+

## LED Floodlight

Code	V	W	Description	Lm	Peak Intensity	Temp	Lm/W	Hrs
10980	240	10	10W Skyline Slim+ LED Floodlight	1200	384.2 @ 0°	4000	120	50000
10981	240	20	20W Skyline Slim+ LED Floodlight	2400	377 @ 0°	4000	120	50000
10982	240	30	30W Skyline Slim+ LED Floodlight	3600	376.8 @ 0°	4000	120	50000
10983	240	50	50W Skyline Slim+ LED Floodlight	6000	394.4 @ 0°	4000	120	50000
10984	240	70	70W Skyline Slim+ LED Floodlight	8400	387.4 @ 0°	4000	120	50000
10990	240	100	100W Skyline Slim+ LED Floodlight	12000	384.2 @ 0°	4000	120	50000
10991	240	150	150W Skyline Slim+ LED Floodlight	18000	377 @ 0°	4000	120	50000
10992	240	200	200W Skyline Slim+ LED Floodlight	24000	376.8 @ 0°	4000	120	50000
10985	240	10	10W Skyline Slim+ PIR LED Floodlight	1200	394.4 @ 0°	4000	120	50000
10986	240	20	20W Skyline Slim+ PIR LED Floodlight	2400	387.4 @ 0°	4000	120	50000
10987	240	30	30W Skyline Slim+ PIR LED Floodlight	3600	376.5 @ 0°	4000	120	50000
10988	240	50	50W Skyline Slim+ PIR LED Floodlight	6000	363.3 @ 0°	4000	120	50000
10989	240	70	70W Skyline Slim+ PIR LED Floodlight	8400	367.6 @ 0°	4000	120	50000
10977	240	100	100W Skyline Slim+ Asymmetric LED Floodlight	11000	875.6 @ 37°	4000	110	50000
10978	240	150	150W Skyline Slim+ Asymmetric LED Floodlight	16500	928.5 @ 40°	4000	110	50000
10979	240	200	200W Skyline Slim+ Asymmetric LED Floodlight	22000	882.7 @ 39°	4000	110	50000

