



Optional Visors

Skyline Padel

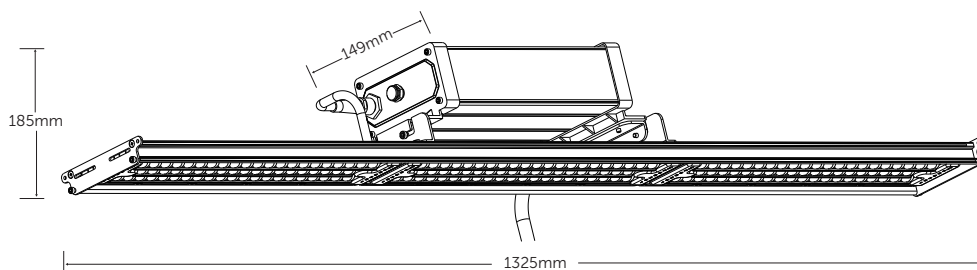
Wattage Switchable LED Padel Floodlight

Padel is a form of Tennis which originated in Mexico in 1969, the sport is rapidly expanding across Europe. Popularity is growing in the UK and the LTA expects to have a total of 400 Padel courts in place by 2024.

Most Padel courts in the UK use standard Asymmetric Floodlights which would be expected for use in general external areas. The Skyline Padel sets itself apart as a use specific product, designed for Padel Tennis, with optional visors and tailored light distribution to allow for reduced spillage.

The wattage switchable functionality of the Padel allows for a flexible approach to lighting levels, with the fitting allowing the user to move between regional/recreational and national/international competition lighting levels.

- Perfect for Padel Courts
- Genuine replacement for 600/1000W floodlight
- Up to 68% energy saving
- Super Slimline Design
- Fully encapsulated IP65 TUV certified driver
- Rated voltage 100/240V
- Front and rear spill visor available (Code: 11901)
- 4 x Skyline Padel Floodlights per court at 240W, achieves LTA Regional Competition and Recreational compliance of >300 lux
- 4 x Skyline Padel Floodlights per court at 320W, achieves LTA National and International Competition compliance of >500 lux




Skylinepadel

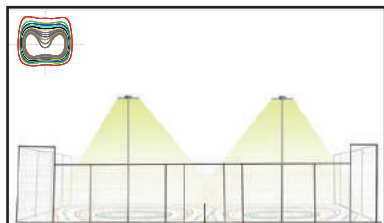
Wattage Switchable LED Padel Floodlight

Technical Specification	
Construction	Powder coated extruded aluminium (RAL870-3)
Driver	Sosen
LED Chip	BMTC 5050
IP Rating	IP65
Operating Temp	-30°C to +50°C
Controls	1-10V, Dimmable (DALI special order)
Power Factor	> 0.9
Input Voltage	100-240
CRI	70 - Exceeds EU standard of Ra70 for Colour Rendering Index
LMR	80 - Exceeds EU standard of 70 for Lumens Maintenance Ratio
Weight	6.6Kg
Windage/EPA	0.1m ² @ 0°

Code	W	Description	Lm	Temp	Lm/W	Hours
11900	240 320	Wattage Switchable LED Skyline Padel Floodlight	39000 52000	4000K	162	50,000
11901	-	Set of visors for above	-	-	-	-



Four Skyline Padel lights are sufficient to cover one padel court, saving on both lighting fixtures and installation costs.



With advanced asymmetrical intense 40.5° optics, the lighting fixture can be horizontally installed without any complex adjustment.

Padel court are a standard size, which means that you can easily produce lighting calculation, and simply adjust the fitting to the right angle when mounting.

¹ Exceeds EU standard of 70 for Lumens Maintenance Ratio

² Exceeds EU standard of RA 70 for Colour Rendering Index

³ Subject to terms & conditions (Contact Customer Service)

