

Important Information

We recommend that luminaires are installed by a qualified electrician ensuring the installation complies with current IEE wiring regulations BS7671:2018 & local building control.

- BELL will not accept responsibility for any claims arising from a poor installation.
- Do not cover with any insulation.
- Internal use only.

This product may contain substances that can be hazardous to the environment if not disposed of properly. Electrical and electronic equipment should never be disposed of with general household waste but must be separated for its correct treatment and recovery.

Where possible recycle your packaging.

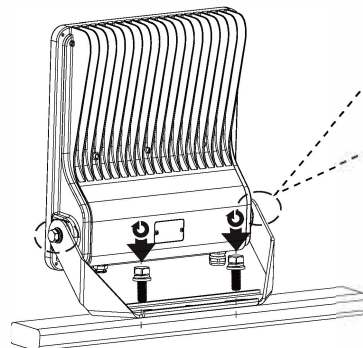


Read these instructions before installation and retain for future reference

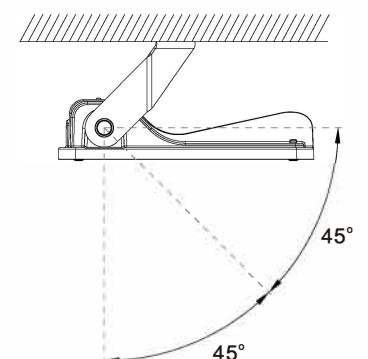
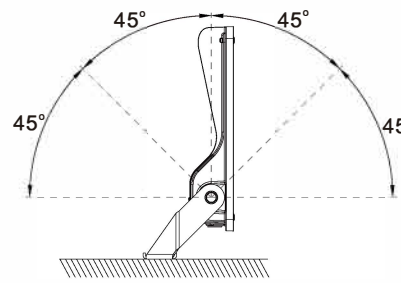
This equipment should be installed by a competent electrician



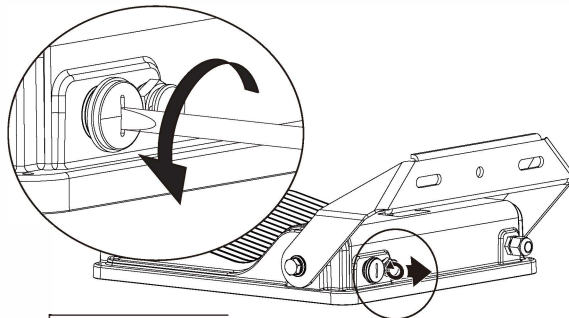
Recommended screw size: M10



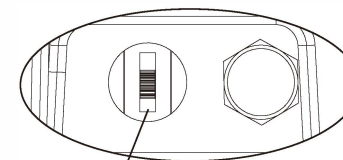
Rotatable angle



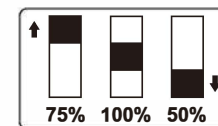
Wattage Switchable



L	brown	black
N	blue	white
⊕ GND	yellow/green	green



Wattage Switchable



- The light source contained in this luminaire shall only be replaced by the manufacturer or his service agent or a similar qualified person.
- For type Y attachments:
if the external flexible cable or cord of this luminaire is damaged, it shall be exclusively replaced by the manufacturer or his service agent or a similar qualified person in order to avoid a hazard.

Technical Helpline +44 (0)1924 893380

www.belllighting.co.uk

British Electric Lamps Ltd
Unit A Foxbridge Way, Normanton Industrial Estate
Normanton, West Yorkshire. WF6 1TN

T: +44 (0)1924 893380 F: +44 (0)1924 894320 E: sales@belllighting.co.uk

www.belllighting.co.uk

Important Information

We recommend that luminaires are installed by a qualified electrician ensuring the installation complies with current IEE wiring regulations BS7671:2018 & local building control.

- BELL will not accept responsibility for any claims arising from a poor installation.
- Do not cover with any insulation.
- Internal use only.

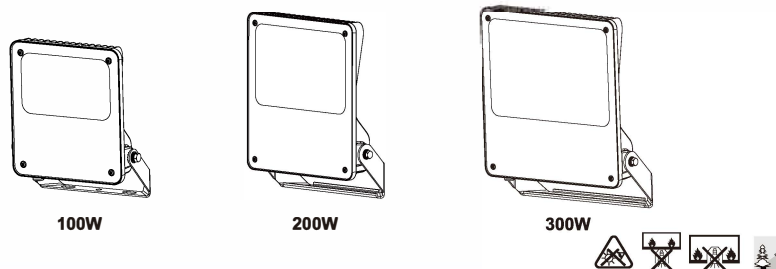
This product may contain substances that can be hazardous to the environment if not disposed of properly. Electrical and electronic equipment should never be disposed of with general household waste but must be separated for its correct treatment and recovery.

Where possible recycle your packaging.

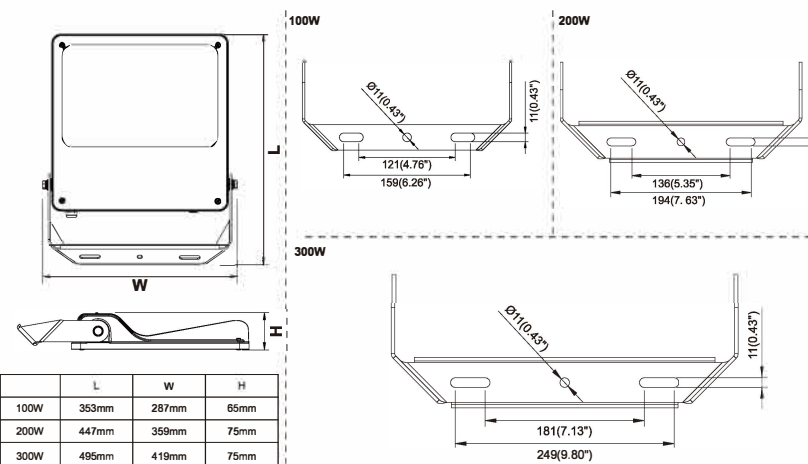


Read these instructions before installation and retain for future reference

This equipment should be installed by a competent electrician



Physical Dimensions(Unit: mm/inch)



Product Specifications	100W	200W	300W
Input Voltage	220-240VAC		
Power Frequency	50/60 Hz		
Outlook Dimensions	353x287x65mm(13.90"x11.30"x2.56")	447x359x75mm(17.60"x14.13"x2.95")	495x419x75mm(19.49"x16.49"x2.95")
Luminaire Net Weight	2.8±0.3kg(6.17±0.66Lbs)	5.2±0.3kg(11.46±0.66Lbs)	6.4±0.3kg(14.11±0.66Lbs)
Projected Area	0.067m²(0.726ft²)	0.112m²(1.205ft²)	0.144m²(1.554ft²)
Working Temperature	-30°C to +45°C(-22°F to +113°F)		
Storing Temperature	-40°C to +70°C(-40°F to +158°F)		

Technical Helpline +44 (0)1924 893380

www.belllighting.co.uk

British Electric Lamps Ltd
Unit A Foxbridge Way, Normanton Industrial Estate
Normanton, West Yorkshire. WF6 1TN

T: +44 (0)1924 893380 F: +44 (0)1924 894320 E: sales@belllighting.co.uk

www.belllighting.co.uk