

Starscoop™ Range

Installation instructions for Starscoop™ High Output



Warnings and cautions

- To avoid electric shock, serious injury or property damage, isolate power before installing, removing or servicing the product
- It is recommended that luminaires are installed by a qualified electrician and the installation complies with the local current wiring regulations
- Any broken or damaged parts should be replaced as soon as possible JCC will not accept responsibility for claims arising from any sub-standard installations
- These products are designed for connection to a mains supply of 220-240V~ 50/60Hz
- This luminaire is suitable for indoor use only
- It may be necessary to upgrade your MCBs to allow for increased inrush current
- It is recommended that the ambient room temperature should not exceed 25°C

INSTALLATION

ENGLISH

Specifications Ra: 80 to 85

20W	3000K	4000K
Luminous Flux	2230	2230
Efficacy	112LpcW	112LpcW
35W		
Luminous Flux	3780	4000
Efficacy	108LpcW	114LpcW

Available finishes: Black(BLK) or White(WH)

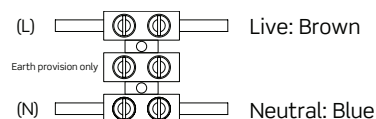
Available in 24°, 45° and 60° beam angles

Fig.1a Cut Out Size

20W	35W
Ø120-130MM	Ø165-170MM

220-240V 50/60Hz / Class II □

Fig.2a Mains Input Cable



Plug & Play Connectors

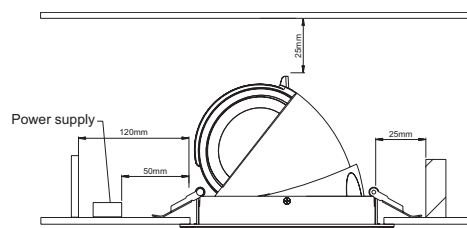


Fig.1b

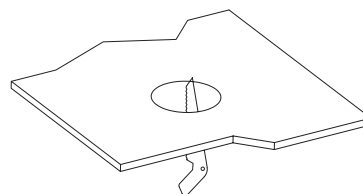


Fig.2b

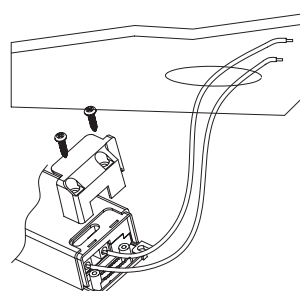
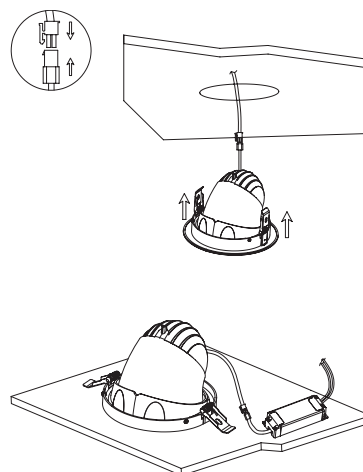


Fig.3

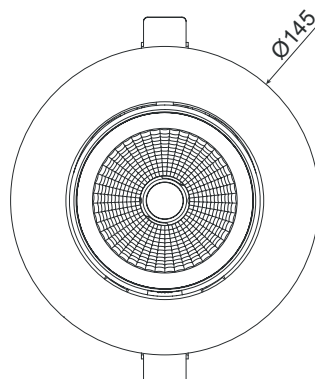
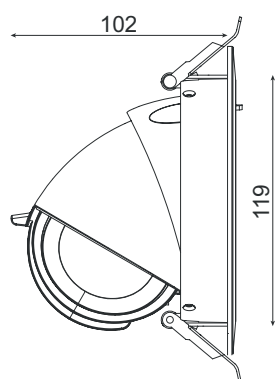


Installation Instructions

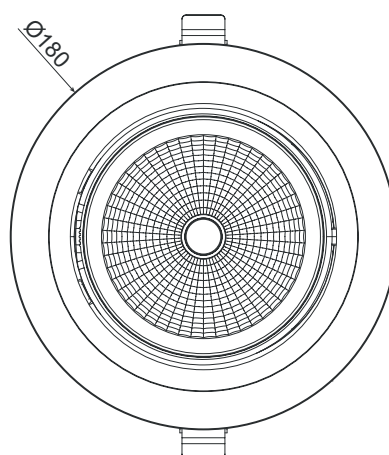
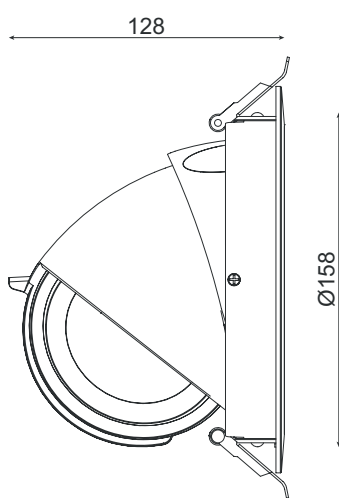
- Cut the mounting hole in the ceiling. (JCC recommends that a sample hole is cut in a section of spare material to familiarize yourself with the process) see Fig.1a & Fig.1b.
- Connect the mains supply as indicated in Fig.2a & Fig.2b.
- Place fitting into ceiling void (Fig.3).
- Reconnect mains power supply and test for operation.

Profile & Dimensions

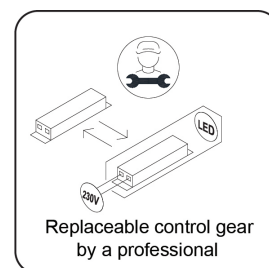
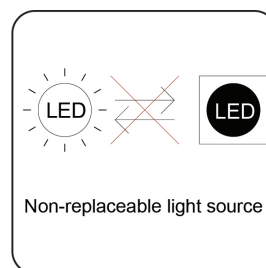
20W



35W



All dimensions in millimetres



You can help protect the environment. Please remember to respect the local regulations: hand in the non-working electrical equipment to an appropriate waste disposal centre. The packaging material is recyclable. Dispose of the packaging in an environmentally friendly manner and make it available for the recyclable material collection service.

Important warranty information

This product is supported by a 2-year standard warranty which will extend to 5-years if registered within the first year of purchase. Please register at jcc.co.uk/warranty (Terms and conditions apply).

The installer will be asked to provide the following information, which is detailed on a label attached to the luminaire's chassis:
Product Code/Date Code.