

# STARSPOT™ 1500

Installation instructions for Mainline track fitting



## Warnings and cautions

- To avoid electric shock, serious injury or property damage, isolate power before installing or removing the product
- It is recommended that luminaires are installed by a qualified electrician and the installation complies with the local current wiring regulations
- Any broken or damaged parts should be replaced as soon as possible. JCC will not accept responsibility for claims arising from sub-standard installations
- It is recommended that the ambient room temperature should not exceed 30°C
- These products are designed for connection to a mains supply of 240V~50Hz
- This luminaire is suitable for indoor use only
- It may be necessary to upgrade your MCBs to allow for increased inrush current
- Do not carry out insulation tests with the product connected to the circuit
- Ensure that you have the tools and accessories required to complete the installation correctly: Isolate the power before starting the installation

## INSTALLATION

ENGLISH

Mains supply 240V 50Hz Class I ⚡

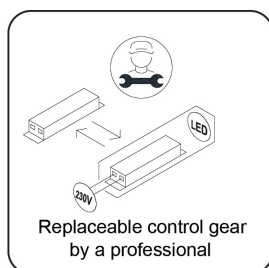
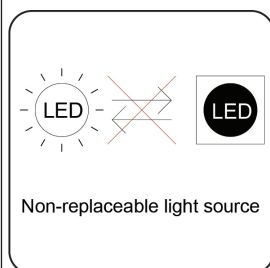
Available finishes: black or white

Beam angle: 40°

Product	CCT	Wattage	Lumens	LpcW	IP
JC14156	4000K	20W	1500lm	75	IP20
JC14157	3000K	20W	1300lm	65	IP20

## Installation procedure

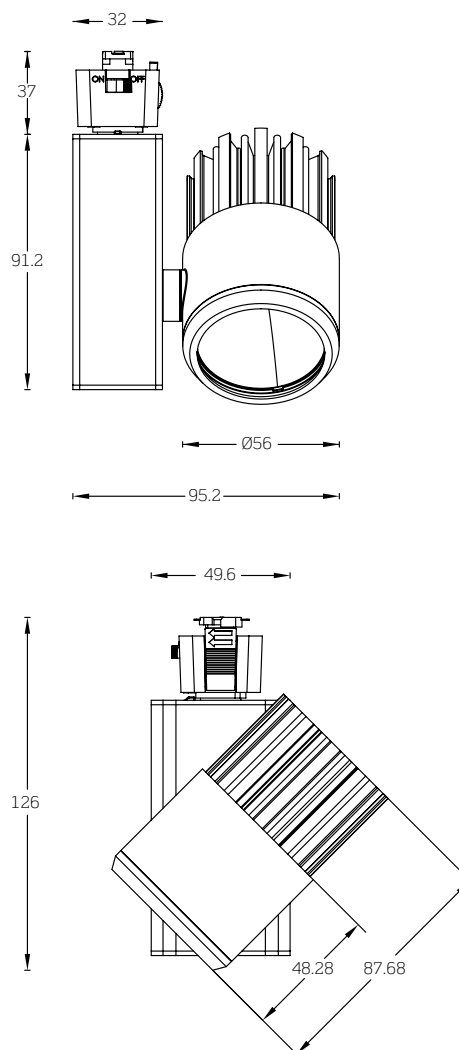
- It is recommended that this product is used in conjunction with the JCC Mainline Track System
- Locate fitting in track and rotate anti-clockwise, ensuring "P" polarity symbol is aligned correctly with track polarity. Observe minimum distance from nearest illuminated surface.
- Once installed, turn on mains supply to test the luminaire.
- Adjustment to the beam direction while the luminaire is operational should be carried out with care as it can get hot during service.
- DO NOT carry out insulation tests with the luminaire connected to the circuit. There are no serviceable parts. If any of the components fail or become faulty, contact JCC Technical Support.



You can help protect the environment. Please remember to respect the local regulations: hand in the non-working electrical equipment to an appropriate waste disposal centre. The packaging material is recyclable. Dispose of the packaging in an environmentally friendly manner and make it available for the recyclable material collection service.

UK CA CE RoHS Compliant IP20 **jcc.co.uk**

## Profile & dimensions



All dimensions in millimetres

## Important warranty information

This product is supported by a 2-year standard warranty which will extend to 5-years if registered within the first year of purchase. Please register at [jcc.co.uk/warranty](http://jcc.co.uk/warranty) (Terms and conditions apply).

The installer will be asked to provide the following information, which is detailed on a label attached to the luminaire's chassis: Product Code/Date Code.

BS EN ISO9001 - 2015 - Registered Firm Certificate No. GB 1552

JCC Lighting Products Ltd. Innovation Centre, Beeding Close, Southern Cross Trading Estate, Bognor Regis, West Sussex, PO22 9TS, United Kingdom

Technical Support: +44(0)1243 838986 Customer Services: +44(0)1243 838999

V6\_Feb\_2021\_GL