Lever Handle

Fitting Instruction (Suitable for door thickness 44 - 54mm)

TEL: +44 (0) 1246 261 491 I www.rutlanduk.co.uk

PAS 24 | 3rd Party Certification | 10 YEARS Guarantee

Drilling guide 1:1 SCALE



To fit the lever handle, you will require the following tools:

- Adhesive tape
- Tape Measure
- 10mm, 16mm drill bit
- Screwdriver

RUTLAND	Rutland UK Holmewood Business Park Chesterfield S42 5US							Door thickness range: 44 - 54mm
EN 1906: 2012 Classification	3	7	-	B	0	5	0	A
Residential Lever Handle - RH.RLB								

Component List:

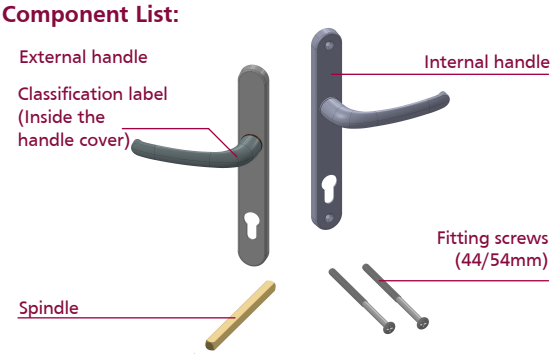

1. Open the door so that you can reach both sides of the handle

2. To confirm the drill position, cut the 1:1 scale drilling guide from fitting instruction and tap to the door in the correct position.
Drill 16mm hole and insert the spindle and drill for cylinder mechanism with the appropriate size of drill bit into the RED area

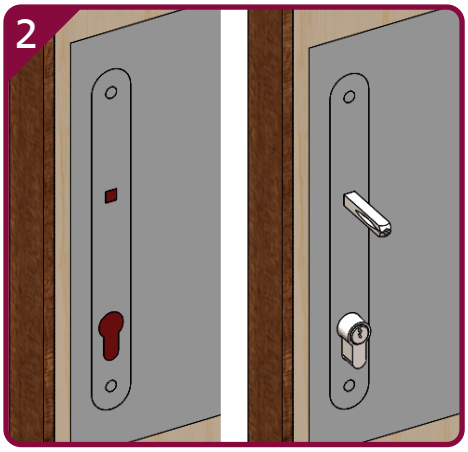

3. Drill 10mm holes on the marked positions and remove the drilling guide

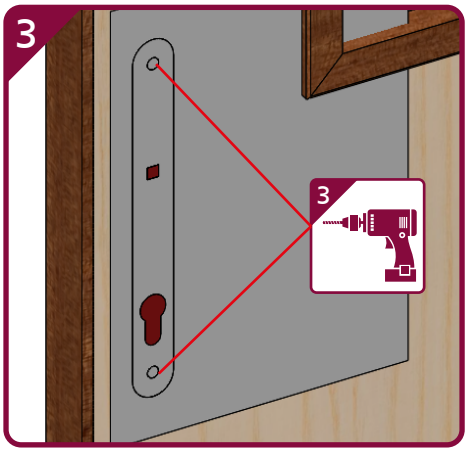

PRINT TO A4 PAPER SIZE IN 1:1 SCALE

COPYRIGHT 2025 ©

Last revision: MAY 2025

Lever Handle

Fitting Instruction (Suitable for door thickness 44-54mm)

TEL: +44 (0) 1246 261 491 I www.rutlanduk.co.uk

4. Move the external handle to horizontal position and put onto the spindle and door.
**Handle plate should align and stick with the door surface



5. Move the internal handle to horizontal position and put onto the spindle and door.
** Handle plate should align and stick with the door surface



6. Locate and screw the fixing screws into the fixing hole positions

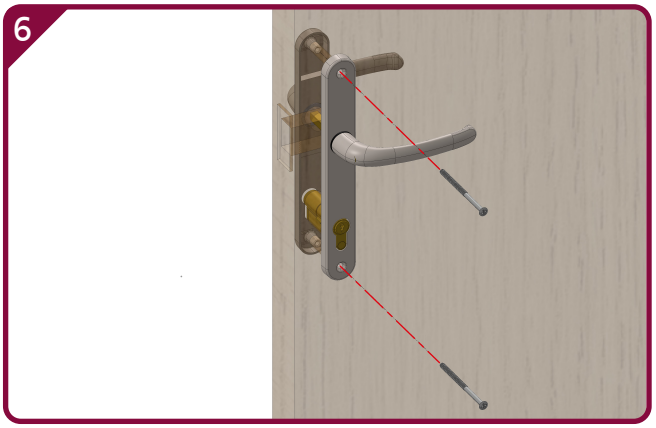

Product Code	Reorder Code	Finishing
RH.RLB.PNP	10830	Polished Nickel
RH.RLB.PB	10832	Polish Brass
RH.RLB.SNP	10835	Satin Nickel
RH.RLB.SE	10962	Silver
RH.RLB.WH	10833	White

Additional Information

Maintenance - Use a moist cloth only, as household abrasives or solvents may affect surface finish - lubrication may occasionally be required.
Suitable for 44mm-54mm door thickness

Standard angle of rotation - 35°
Maximum rotation angle - 45°

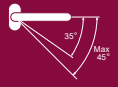

Technical Information
PAS24:2022
BS EN1906:2012

EN1906 : 2012 Classification

Category of use	3
Durability	7
Door Mass	N/A
Fire Resistance	B
Safety	0
Corrosion Resistance	5
Security	0
Type of operation	A