

**TIMEGUARD®**

# In-Line IP68 Connector – 16A

Model: WXT68IL16



**Installation & Operating Instructions**

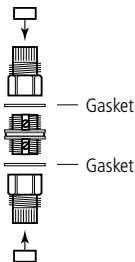
# Installation instructions



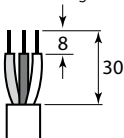
Isolate mains power supply before commencing.

If in doubt consult a qualified electrician.

## Step 1



Note: Please observe the correct polarity when wiring.



Min. cable diameter 5mm.  
Max. cable diameter 8mm.

## Step 2



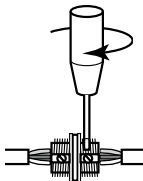
### 3 Poles



L - L (brown)

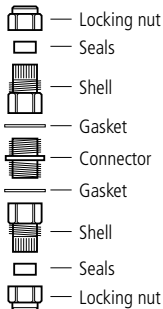
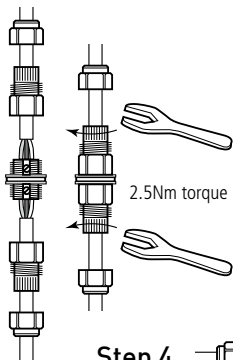
N - N (blue)

⊕ - ⊕ (yellow/green)



Note: When stripping the cables please use the measurements shown.

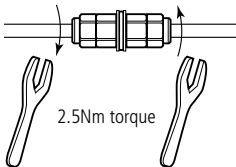
## Step 3



## Step 4



## Step 5



### Ratings:

Current: 16A.

Voltage: 230V AC 50Hz.

Temperature: -20° to 85°C.

Dimensions: 77 x 24 x 24mm.

## 3 Year Guarantee

In the unlikely event of this product becoming faulty due to defective material or manufacture within 3 years of the date of purchase, please return it to your supplier in the first year with proof of purchase and it will be replaced free of charge. For the second and third years or any difficulty in the first year telephone the helpline on 020 8450 0515.

Note: A proof of purchase is required in all cases. For all eligible replacements (where agreed by Timeguard) the customer is responsible for all shipping/postage charges outside of the UK. All shipping costs are to be paid in advance before a replacement is sent out.

For assistance with the product please contact:

HELPLINE **020 8450 0515**  
or email [helpline@timeguard.com](mailto:helpline@timeguard.com)



**Deta Electrical Co Ltd**  
Panattoni Park, Luton Road,  
Chalton, Bedfordshire, LU4 9TT  
Sales Office: 020 8452 1112  
or email [csc@timeguard.com](mailto:csc@timeguard.com)